



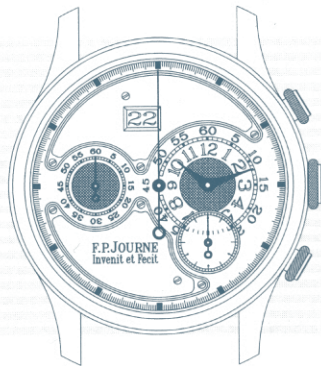
Montres Journe SA  
Genève

F.P. JOURNE  
Invenit et Fecit

---

OCTA CHRONOGRAPHE

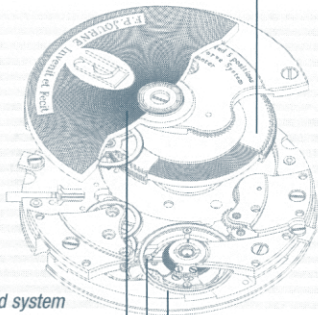
# USER MANUAL



A unique design based on an exclusive mechanism.

**F.P. JOURNE**  
Invenit et Fecit

Large spring housing



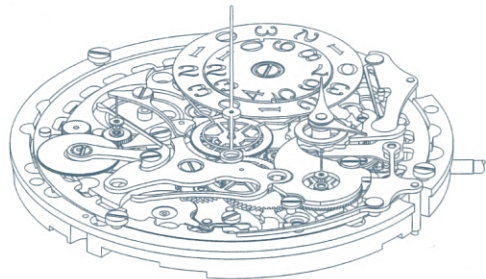
**Patented system**

22 carat gold rotor  
Automatic winding in  
both directions

Special balance

Timing weights

*The Octa five-day self-winding calibre integrates a chronograph and a large date within the dimensions of the Octa automatic movement.*



Ultra-thin (1mm) chronograph mechanism  
100cm mainspring  
Free-sprung chronometer balance  
22-carat gold rotor winding both ways

## About this chronograph

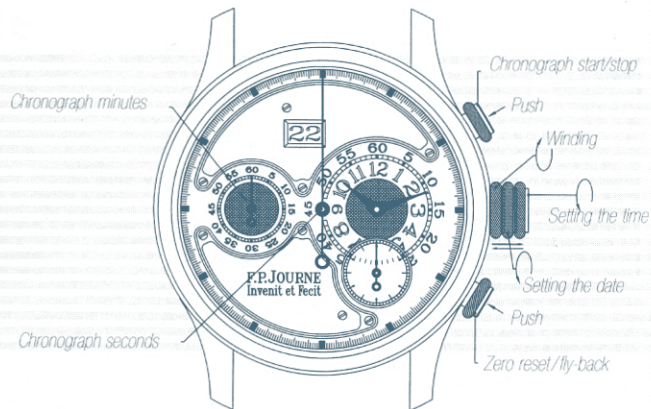
The Octa chronograph features zero restart (fly-back) and zero stop functions. The watch displays a 60-minutes register and F. P. Journe's patented large date in separate numerals.

The free-sprung balance oscillates at 21,600v/h on a flat Anachron spring with a terminal curve. The rate is adjusted by turning the weights on the balance.

**Please note. The movement has been adjusted in our workshops and should not be altered by an outside person.**

## The 1mm chronograph mechanism

A single sliding lever with damping, controlled by a profiled cam, simultaneously engages the heart-pieces and disengages the chronograph brakes to zero the seconds and minutes.



Large date

60-minutes register

Chronograph seconds

Start/stop chronograph button

Zero reset/fly-back chronograph button

## 1. Manual winding

- Your watch is kept wound automatically while you wear it. If the watch has stopped, ensure the crown is in position 1 and turn it a dozen times away from you.

## 2. Setting the date

- Pull the crown out to position 2 and turn it towards you to advance the date at the end of months of fewer than 31 days.

## 3. Setting the time

- Pull the crown out to position 3 and turn it towards you to advance the minutes and hours.

*Please note. We recommend you avoid turning the hands back.*

## 4. Operating the chronograph

- Start, stop and restart the chronograph by pressing the button at 2 o'clock.
- When the chronograph is going, the button at 4 o'clock zeroes the hands and restarts them as soon as you release the button.
- When the chronograph is stopped, the same button zeroes and stops the hands.

## Maintenance

We recommend to have an overhaul of your watch every five years. Any official agent of

**F.P.JOURNE "Invenit et Fecit"**

will ensure that your watch is attended to by its makers.

## Important.

Please keep the original warranty certificate of your watch and present it when you have your watch serviced or repaired.

## Warranty

Your **F.P.JOURNE "Invenit et Fecit"** watch is guaranteed against manufacturing defects for 12 months from the date of purchase indicated on its warranty certificate.

This guarantee is only valid on presentation of the original warranty certificate of the watch, duly completed by the official retailer with the serial number of the watch, its date of purchase and the retailer's stamp.

This guarantee does not cover the effects of wear and tear or damage due to misuse, accidents or modifications.